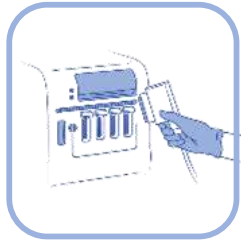


# QuickGuide

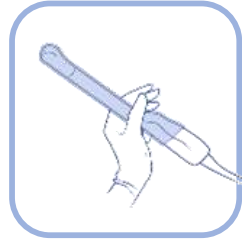
## Tristel Trio™

Validated disinfection product for Esaote's probes\*

### PRE-CLEANING



1. Disconnect the probe from the system.

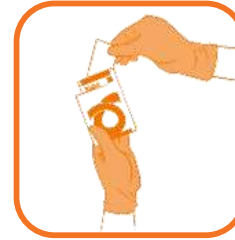


2. Remove the protective cover, and disassemble any accessories, if any.



3. Wash off all residuals at  $T < 60^{\circ}\text{C}$  for at least 15 sec and no more than 15 min after the use.

### CLEANING

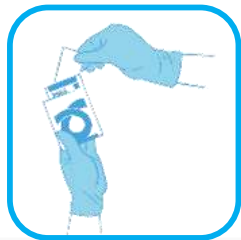


4. Disinfect hands and wear gloves.  
5. Take one Pre-Clean Wipe sachet and remove the Wipe from its sachet.



6. Wipe the surface of the probe until visually clean. (\*\*)

### ACTIVATING & HIGH-LEVEL DISINFECTING



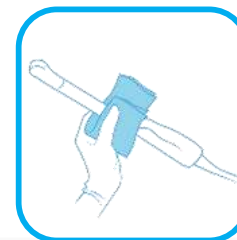
7. Disinfect your hands and wear new gloves.  
8. Take one Sporicidal Wipe sachet and remove the Wipe from its sachet.



9. Remove the lid from the Activator Foam bottle. Apply two aliquots of Activator Foam onto the Wipe.

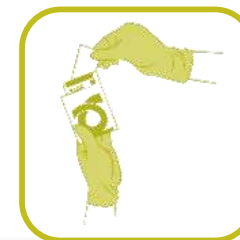


10. Fold the Wipe in on itself and scrunch together for 15 sec to activate and use it immediately.

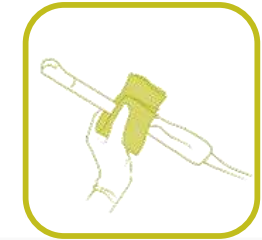


11. Wipe the surface of the probe in one movement to cover all areas with the foam.  
12. Observe a 30 sec contact time. (\*\*)

### RINSING



13. Take one Rinse Wipe sachet and remove the Wipe from its sachet.



14. Wipe the surface of the probe to remove excess foam. (\*\*)  
15. The probe should be left to air dry.