

Never stop making your Ob-Gyn exam easier

ZERO-CLICK
TECHNOLOGY

@asyScanning
Fast image optimization

@asyDetection
Even for the smallest details

@asyMeasure
Zero-click automatic measurements



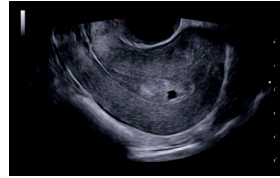
NEVER STOP SEEING THE UNSEEN.

esaote

Esaote **Ob-Gyn solutions**: make your **ultrasound exam easier**

C 2-9

Outstanding image quality with the new high-frequency convex probe.

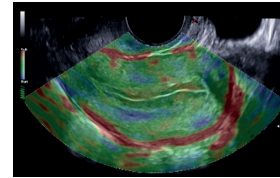
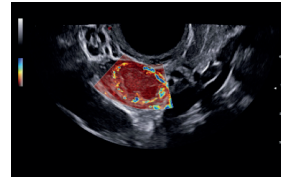
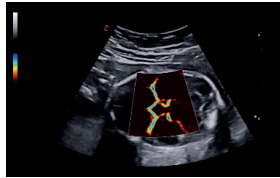


E 3-12

High sensitivity together with optimal resolution with the new endovaginal end-fire probe.

microV

Ultimate vascular technology with surprising sensitivity for the smallest vessels and slowest flows.

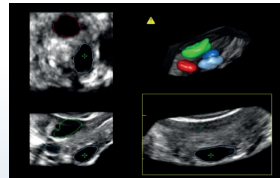
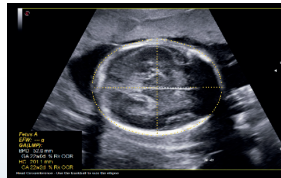


ElaXto

Real-time elastography for the assessment of tissue stiffness.

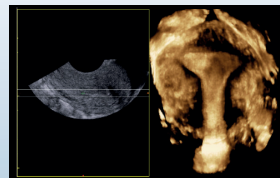
AutoOB

Automatic biometric measurements based on A.I. computing in less than 1 second.



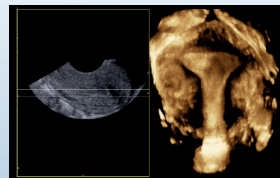
XVRA

Automatic calculation of follicle volume, with 3D rendering representation.



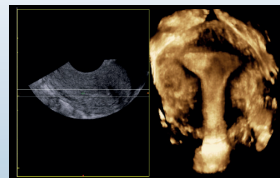
3D/4D in OB

Volume rendering algorithm to generate attractively realistic images of the fetus.



3D/4D in GYN

Volume rendering algorithm to obtain and visualize uterus anatomy along the different planes.



@easyDetection & @easyMeasure

Esaote S.p.A. - sole-shareholder company - Via Enrico Meloni 77, 16152 Genova, ITALY, Tel. +39 010 6547 1, Fax +39 010 6547 275, info@esaote.com

Technology and features are system/configuration dependent. Specifications subject to change without notice. Information might refer to products or modalities not yet approved in all countries. Product images are for illustrative purposes only. For further details, please contact your Esaote sales representative.

NEVER STOP SEEING THE UNSEEN.

